

3D-FGAT assimilation of MIPAS-IMK (and GOMOS) chemical data

S. Chabrillat⁽¹⁾, Y.J. Rochon⁽²⁾, Y. Yang⁽²⁾, R. Ménard⁽²⁾,

T. von Clarmann⁽³⁾, A. Robichaud⁽²⁾ and C. Charette⁽²⁾

(1) Institut d'Aéronomie de Belgique (BIRA-IASB), Belgium

(2) Atmospheric Science & Technology Directorate, Environment Canada

(3) Institut für Meteorologie und Klimaforschung (IMK), Germany

SPARC Data Assimilation workshop

Toronto, 4 September 2007



Environment
Canada

Environnement
Canada



.be

Canada

Outline

- Description of MIPAS-IMK dataset & set-up for assimilation of NO_2 , HNO_3 , ClONO_2 , O_3
- Optimization and impact of error statistics
- Comparison between MIPAS-ESA analyses and MIPAS-IMK analyses
- Assimilation of Overhead Column Densities
- One slide on GOMOS assimilation
- Conclusions

Setup of chemistry assimilation experiments

- Forward model (GEM-BACH) has full and interactive chemistry but assimilation system does not have adjoint of chemistry → 4D-VAR chem not available. (120x240 grid, 80 levels up to 0.1hPa)
- Using 3D-FGAT scheme with window of 6h: O-F computed at obs time but analysis increments (A-F) do not account for temporal correlation over 6h.
- Dyn variables overwritten every 6h by analyses from a previous 4D-VAR experiment (similar to CTM-based assimilation)
- Short experiments: 2003/08/11 – 2003/09/05

Datasets actually assimilated

- MIPAS-ESA retrievals: offline dataset (v4.61).
T; N₂O, CH₄ (tracers) ; H₂O, O₃, HNO₃ (chem & adv) ; NO₂ (chem) .
- **MIPAS-IMK retrievals: same + ClONO₂**
(intermediate-lived chlorine reservoir; very important for polar ozone depletion).
Tailor-made dataset with full coverage for 2003/08/11 to 2003/09/05.
Each profile was delivered with averaging kernels and a priori profiles (T, H₂O, NO₂).
Did not assimilate H₂O (lack of time), N₂O and CH₄ (more biased than MIPAS-ESA w.r.t. HALOE)
- GOMOS retrievals: offline ESA dataset (v6.0f).
Used only O₃ and NO₂ during *night time* (dark limb)

Approx. in dealing with retrieval products

Retrievals and constraints applied in retrievals give rise to non-diagonal solution covariance matrices **R** (for random error).

In addition, constraints also result in non-identity averaging kernel matrices **A**.

In data assimilation (of the retrieval products) via minimization of the cost function:

$$J(x) = \frac{1}{2}(x - x^f)^T \mathbf{B}^{-1}(x - x^f) + \frac{1}{2}(y - \mathbf{H}(x))^T \mathbf{R}^{-1}(y - \mathbf{H}(x))$$

- Assim. system assumes obs error covariance matrix **R** is diagonal.
- Never the case but we should keep vertical correlations between errors as small as possible.
- Correct way to compare obs **y** and model profiles **x** at different resolutions
is to apply the averaging kernels **A** to the model variable **x**.
- **A** becomes part of the obs operator **H**.
- Application of **A** (varying for each profile) not implemented in this

MIPAS-IMK retrieval products: Dealing with artificially high vertical resolution

MIPAS-IMK data is delivered with an artificially high vertical resolution relying on a regularization constraint to ensure smoothness.

This is another type of a priori information and impacts both **R** and **A**.

For assimilation, it was decided to at least reduce the retrieved profiles to the same resolution as the measurement.

Two approaches applied:

- vmr profile thinning - using only altitudes closest to tangent heights.
- produce overhead column densities with lower boundaries at tangent heights (for even better consistency with a diagonal **R**).

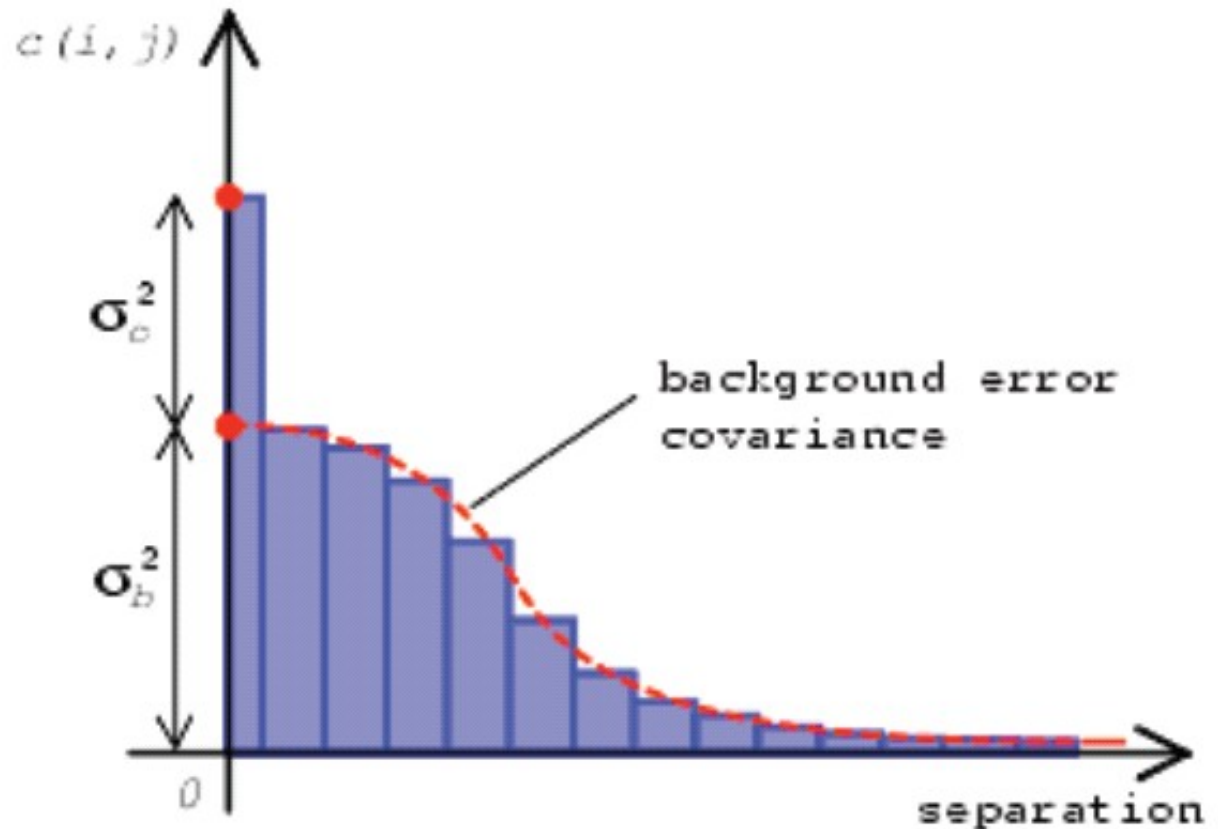
Optimization of error variances by Hollingsworth-Lönnberg (H- L) method and its impact

Error statistics

- First assimilation pass
uses “educated guesses” for error std. dev.:
 - Background error std. dev. σ_b
from previous MIPAS-ESA experiments
 - Observation error std. dev. $\sigma_o = \sqrt{(0.1*vmr)^2 + \sigma_i^2}$
(σ_i =precision error std. dev. from retrieval team)
- Second assimilation pass
uses the result of first pass to estimate error variances which allow optimal assimilation...

Estimation of σ_o^2 and σ_b^2 from 1st pass assim

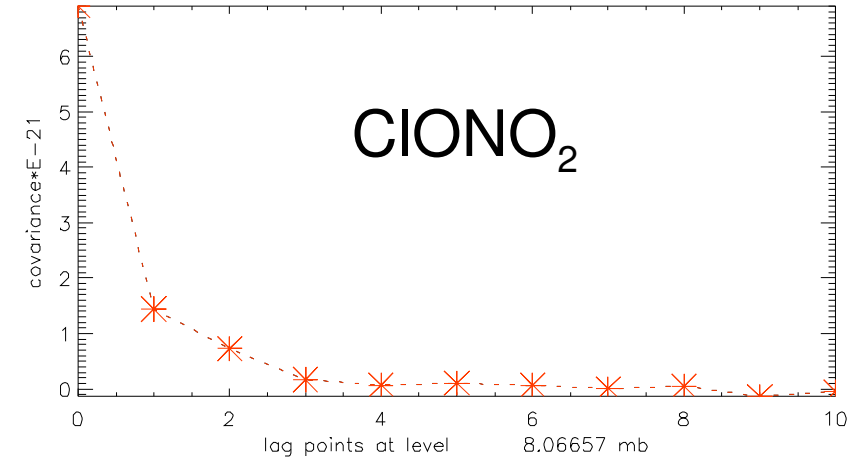
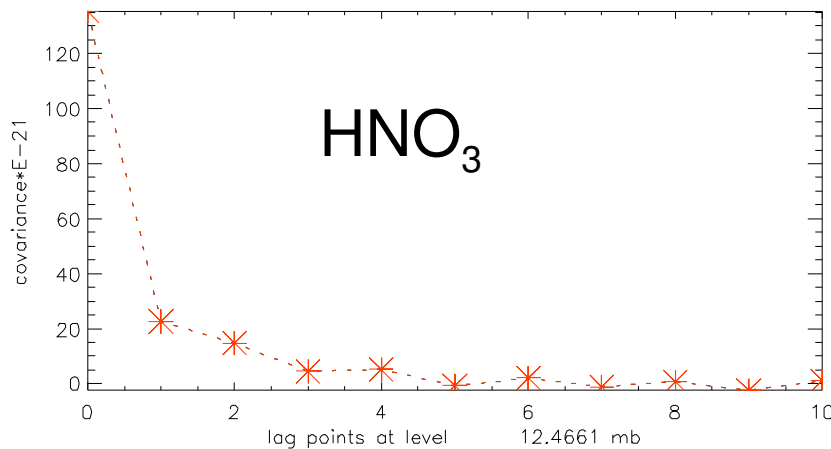
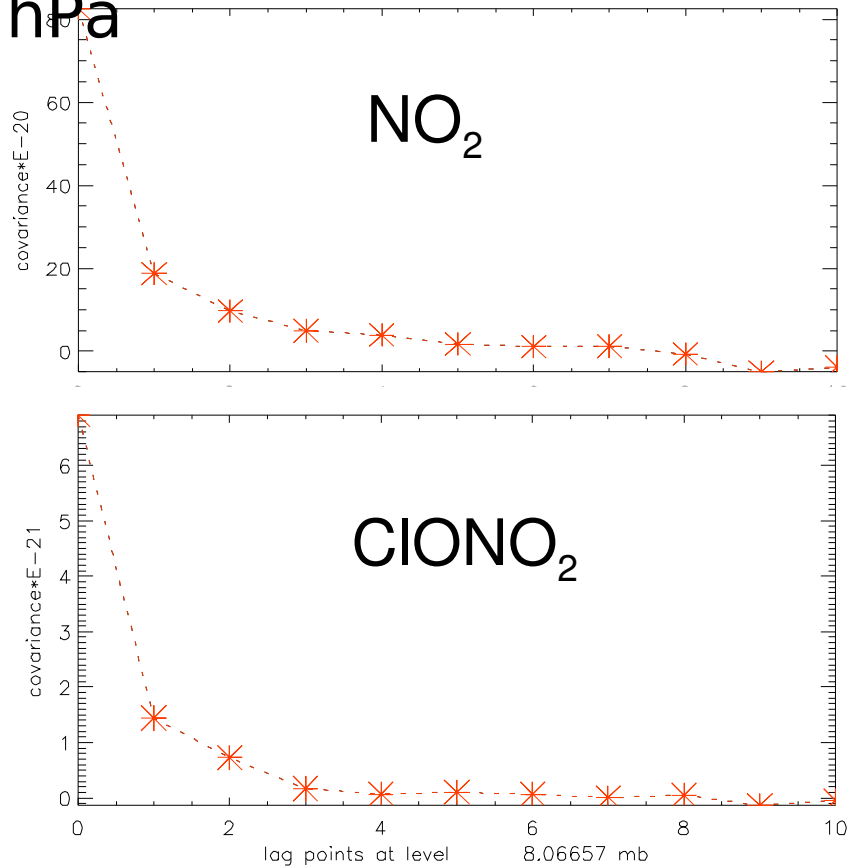
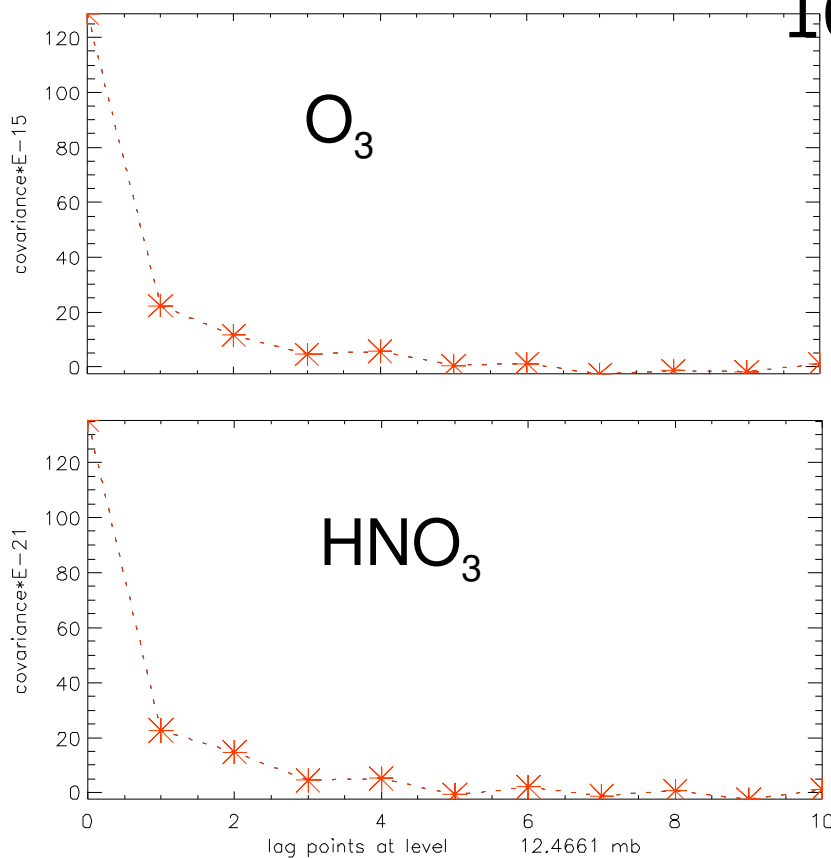
Plot the covariances between innovations (O-F) as a function of distance along the satellite track. Assuming that σ_b are spatially correlated and σ_o horizontally uncorrelated (Hollingsworth and Lonnberg, 1986) :



Estimation of σ_o^2 and σ_b^2 from 1st pass assim

Exemple: covariance of innovations along track at ~

10 hPa



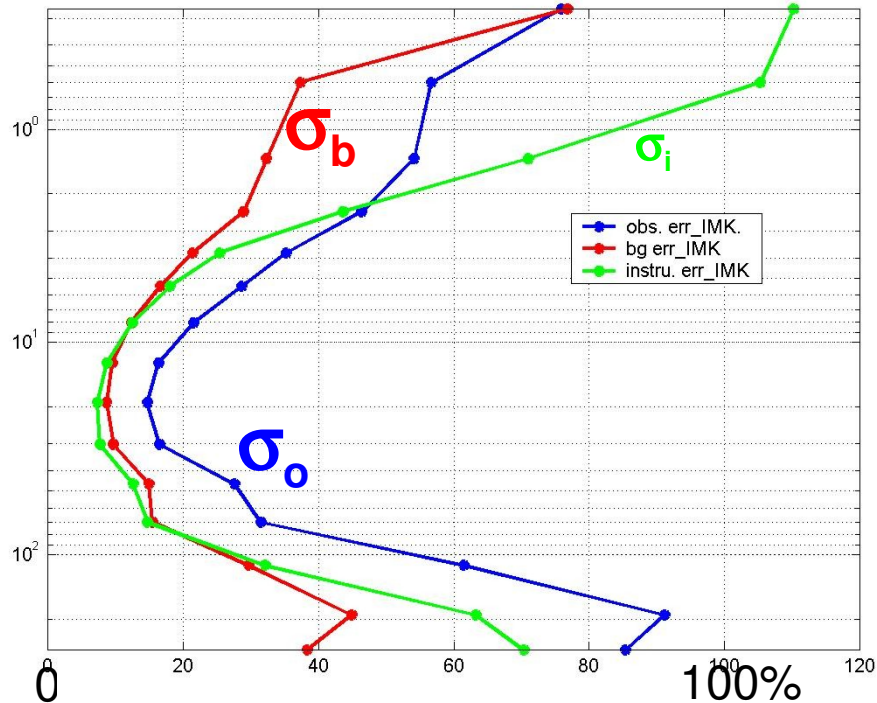
Estimation of σ_o^2 and σ_b^2 from 1st pass assim

Result: “relative error std. dev.” ($\sigma/|o|$ in %), fct of p but not fct of lat:

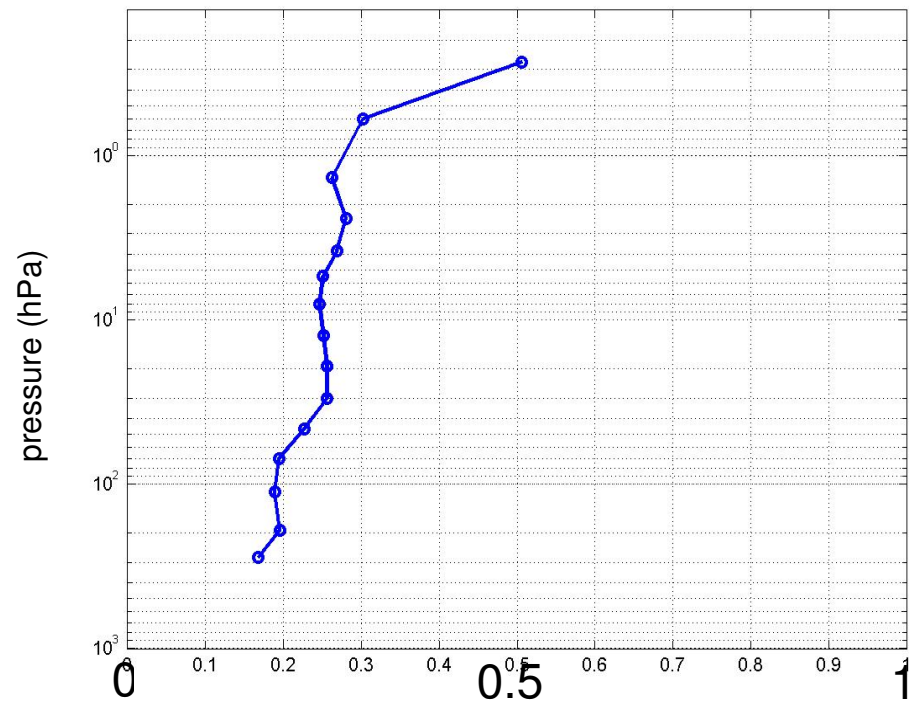
ClONO₂ vmr

Kalman gain σ

% Relative Background and Obs Error for MIPAS_IMK C4



Kalman Gain B/(B+O) for C4 after smoothing

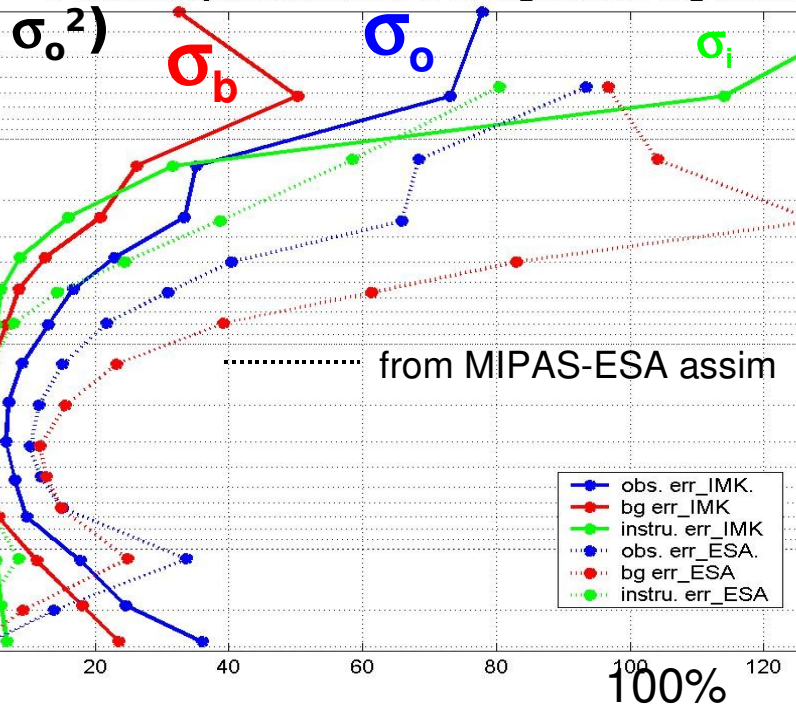


Estimation of σ_o^2 and σ_b^2 from 1st pass assim

Result: “relative error std. dev.” ($\sigma/|o|$ in %), fct of p but not fct of lat:

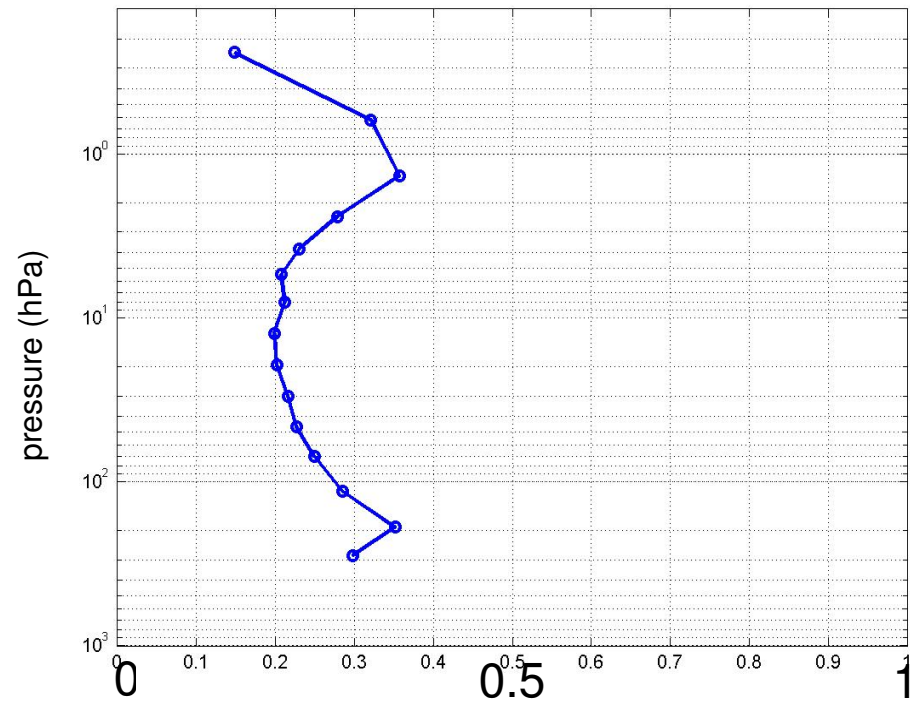
HNO₃ vmr

% Relative Background and Obs Error for MIPAS_IMK and MIPAS_ESA HNC



Kalman gain, $\sigma_b^2/(\sigma_b^2 +$

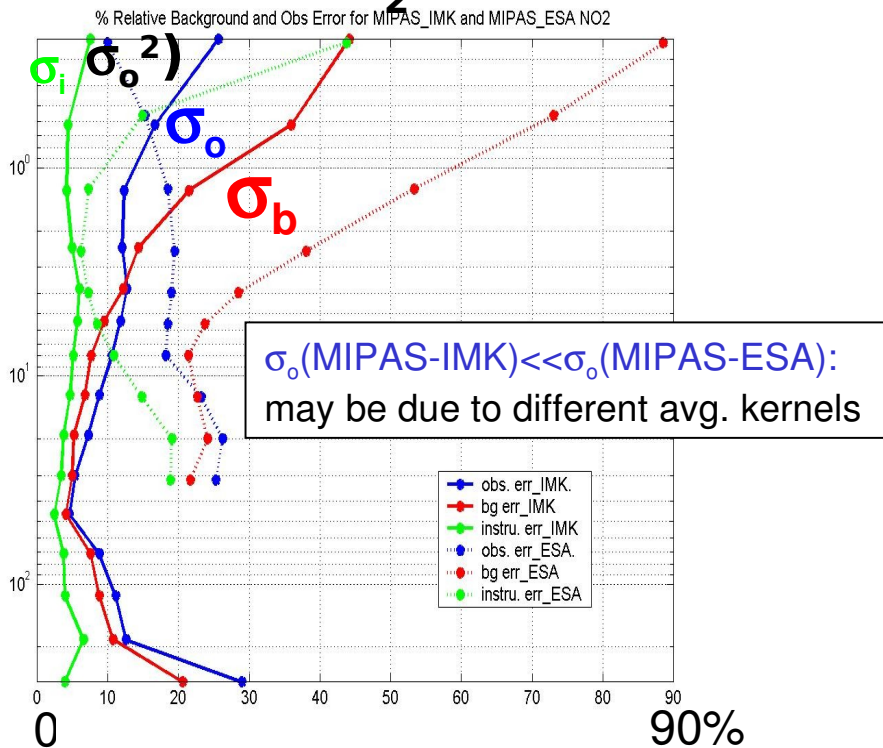
Kalman Gain B/(B+O) for HNO3 after smoothing



Estimation of σ_o^2 and σ_b^2 from 1st pass assim

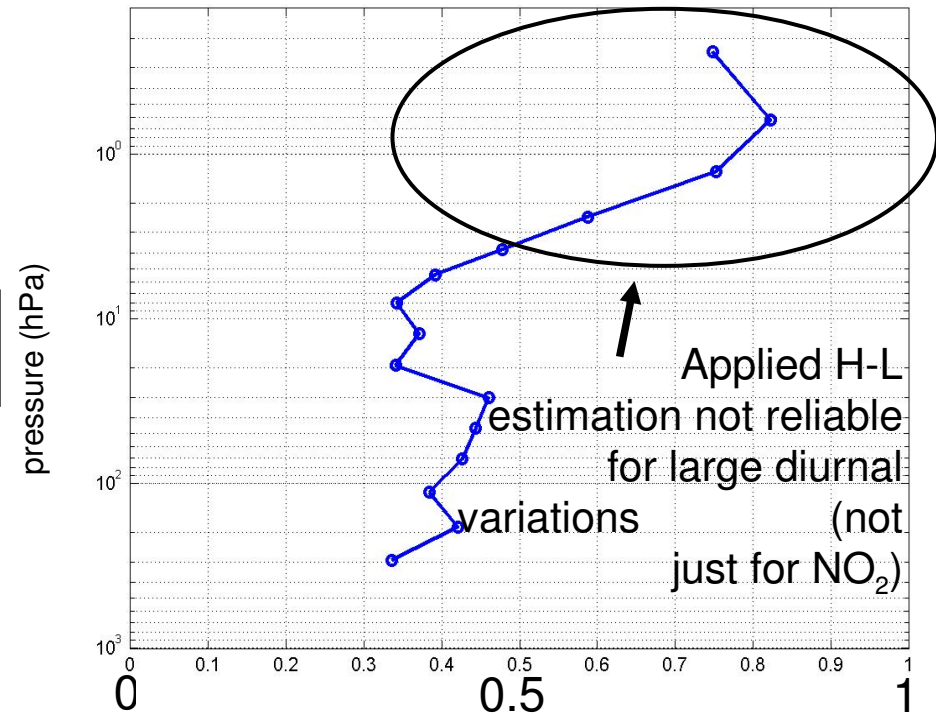
Result: “relative error std. dev.” ($\sigma/|o|$ in %), fct of p but not fct of lat:

NO₂ vmr



Kalman gain, $\sigma_b^2/(\sigma_b^2 +$

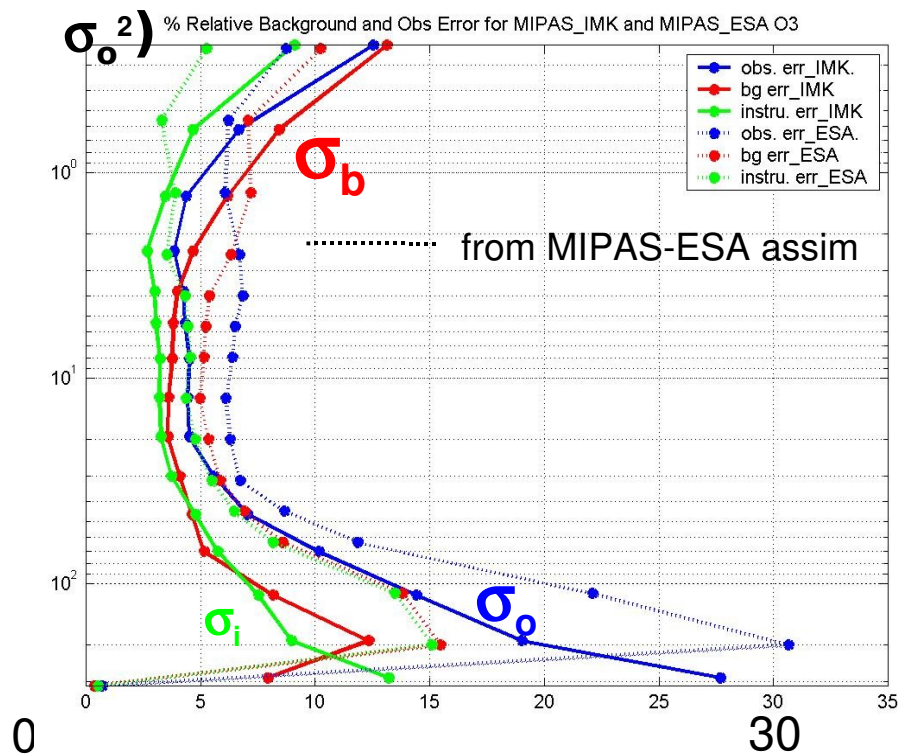
Kalman Gain $B/(B+O)$ for NO2 after smoothing



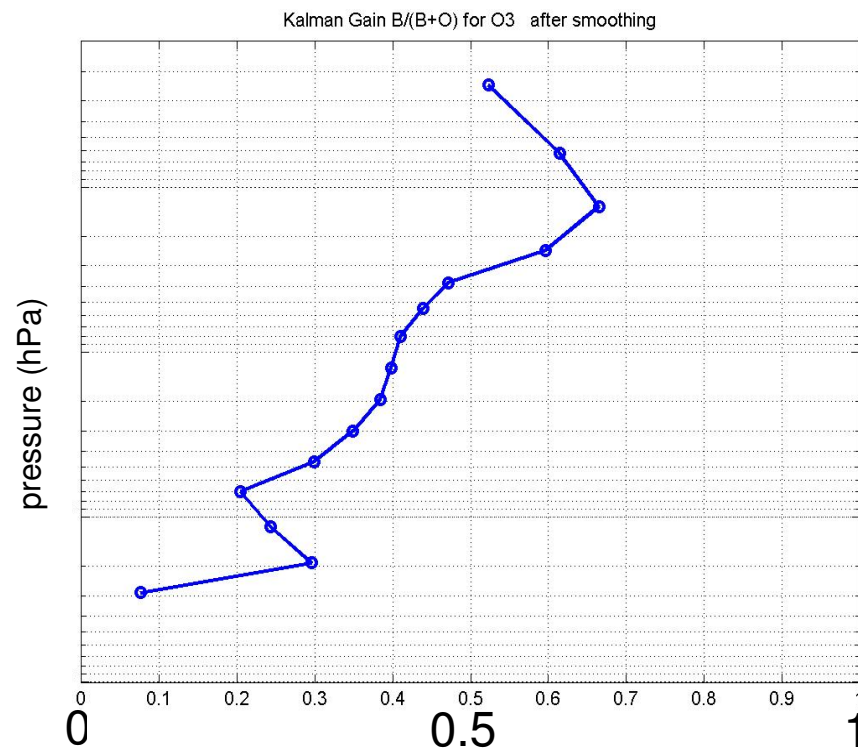
Estimation of σ_o^2 and σ_b^2 from 1st pass assim

Result: “relative error std. dev.” ($\sigma/|o|$ in %), fct of p but not fct of lat:

O₃ vmr



Kalman gain, $\sigma_b^2/(\sigma_b^2 +$



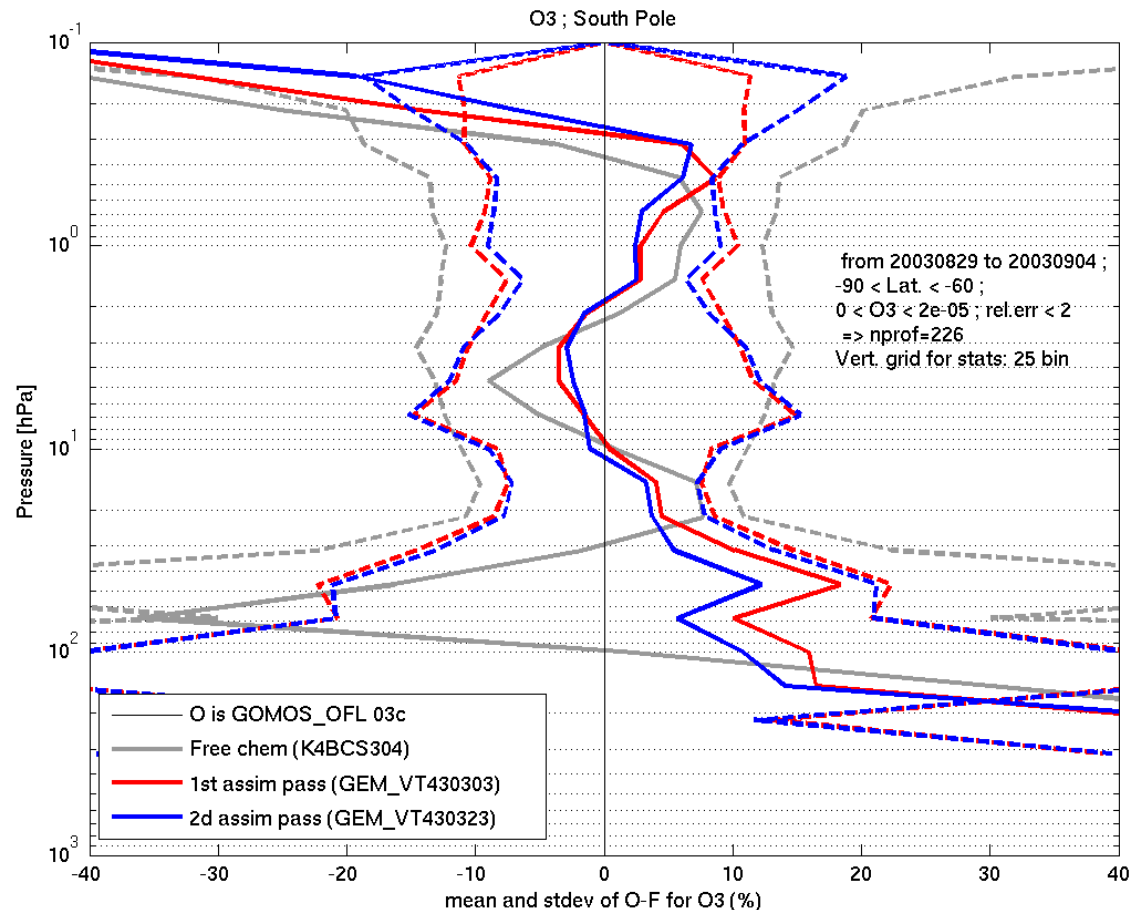
Impact of optimized error variances

Best case:

Ozone, South Pole

Compared with GOMOS (independent instr), the **2d assim pass** has a smaller bias than the **1st assim pass**

(12% instead of 17% at 45hPa)



Comparison of MIPAS-IMK assimilation (O₃, NO₂, HNO₃, ClONO₂) With MIPAS-ESA assimilation (O₃, NO₂)

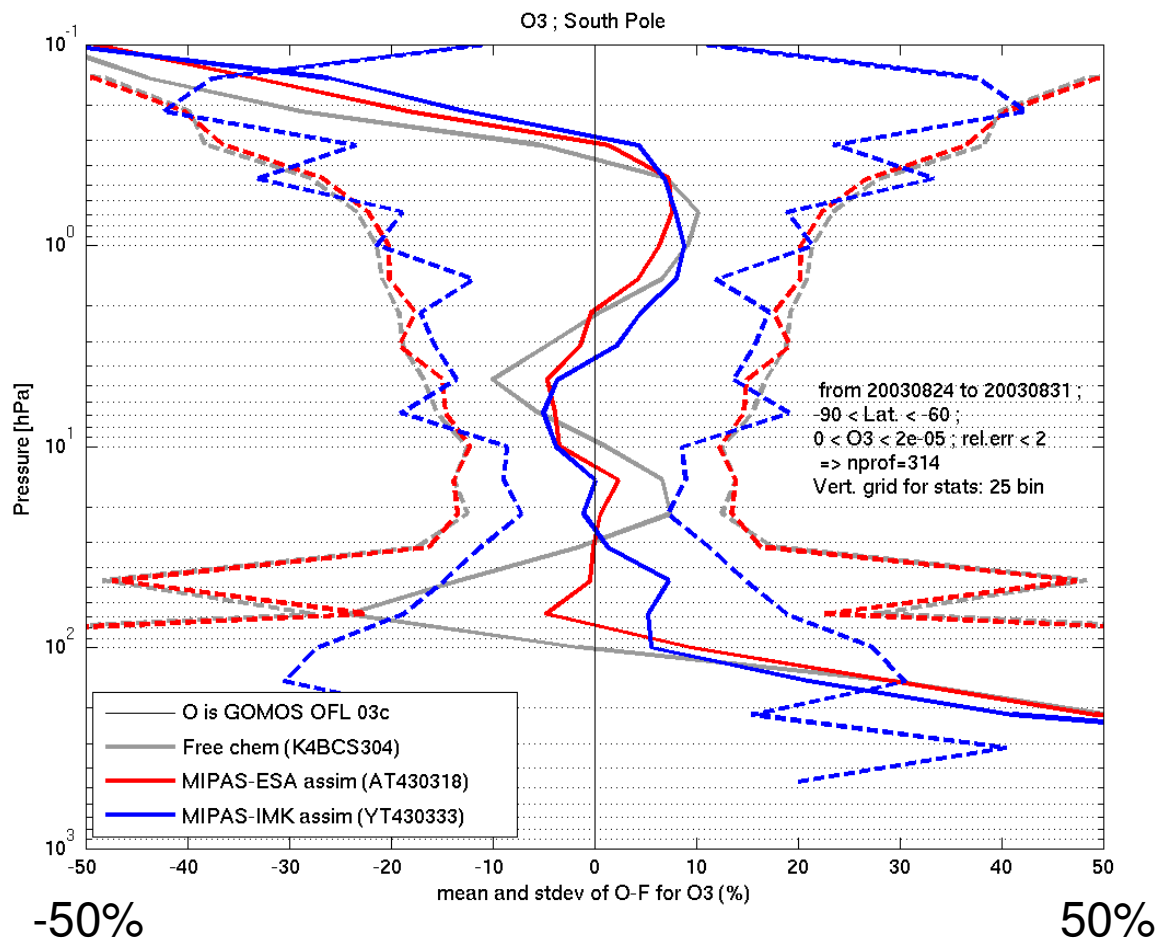
Setup is identical:

- dyn variables from same 4D-VAR experiment
- same model, same 3D-FGAT assimilation scheme
- error variances obtained from 1st pass + H-L method in both cases

→ All differences should be due to:

- different retrievals (for same MIPAS obs) and different data selection criteria
- presence/absence of ClONO₂ and HNO₃

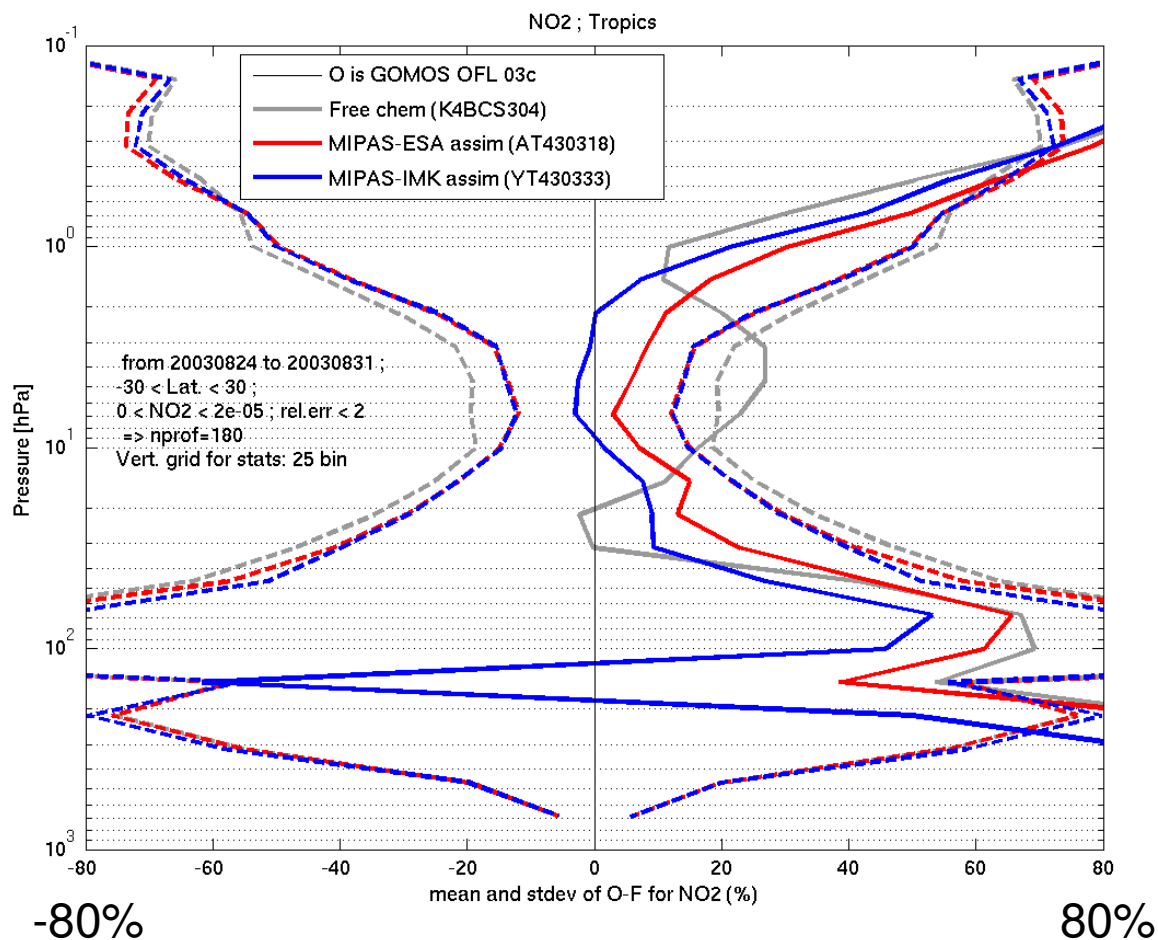
MIPAS-ESA vs MIPAS-IMK: ozone (South Pole)



Ozone at South Pole, comparing with GOMOS (indep obs): bias similar but stdev(O-F) smaller using **MIPAS-IMK** than **MIPAS-ESA**, especially in lower strato

In tropics, analyses of both retrievals compare equally well with GOMOS (not shown)

MIPAS-ESA vs MIPAS-IMK: NO₂ (tropics)



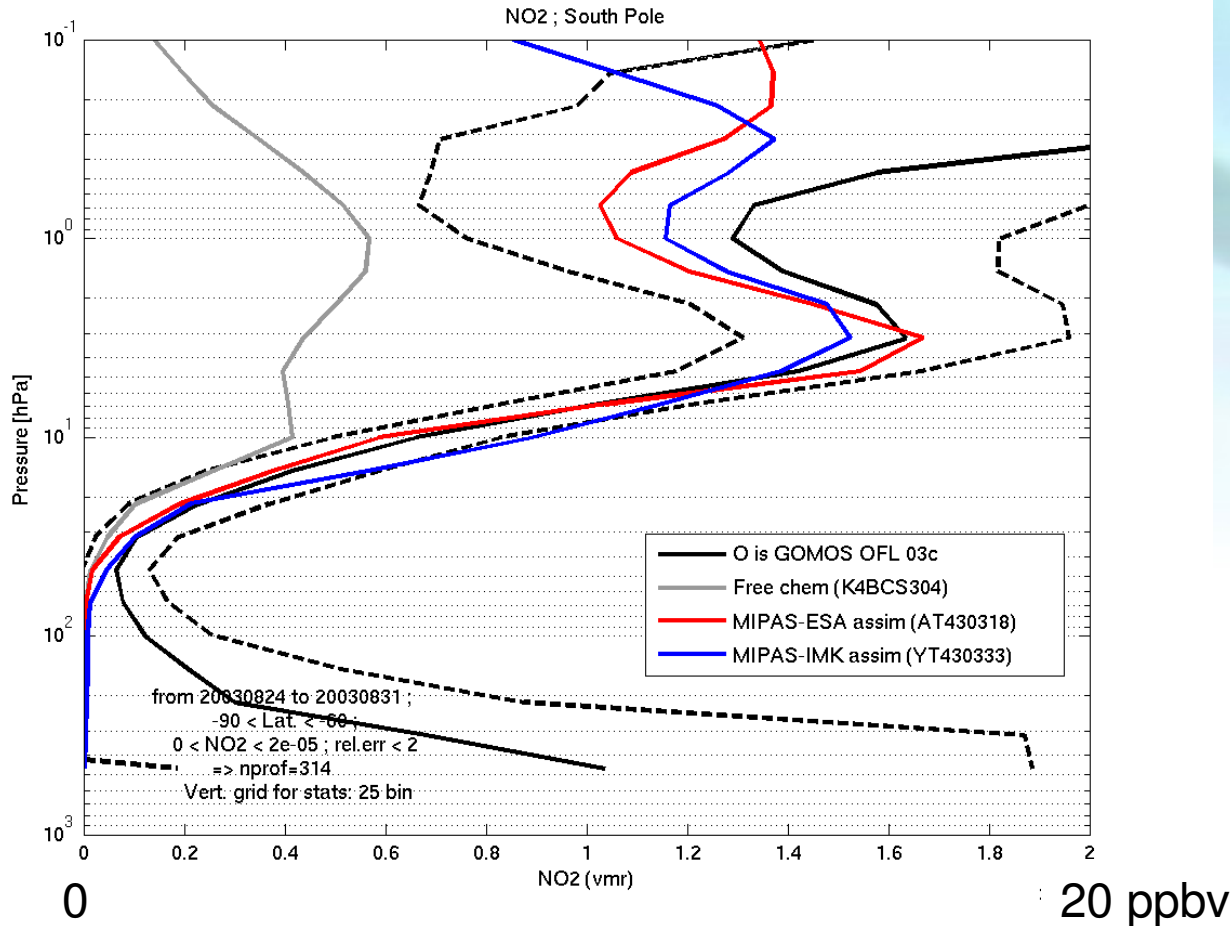
Tropical NO₂ (at night), comparing with GOMOS (indep obs): forecasts using

MIPAS-IMK have much smaller bias than forecasts using **MIPAS-ESA**

Results still quite poor except in middle stratosphere:

- model deficiencies (aerosols)
- 3D-FGAT scheme and H-L implementation not appropriate for large diurnal variations

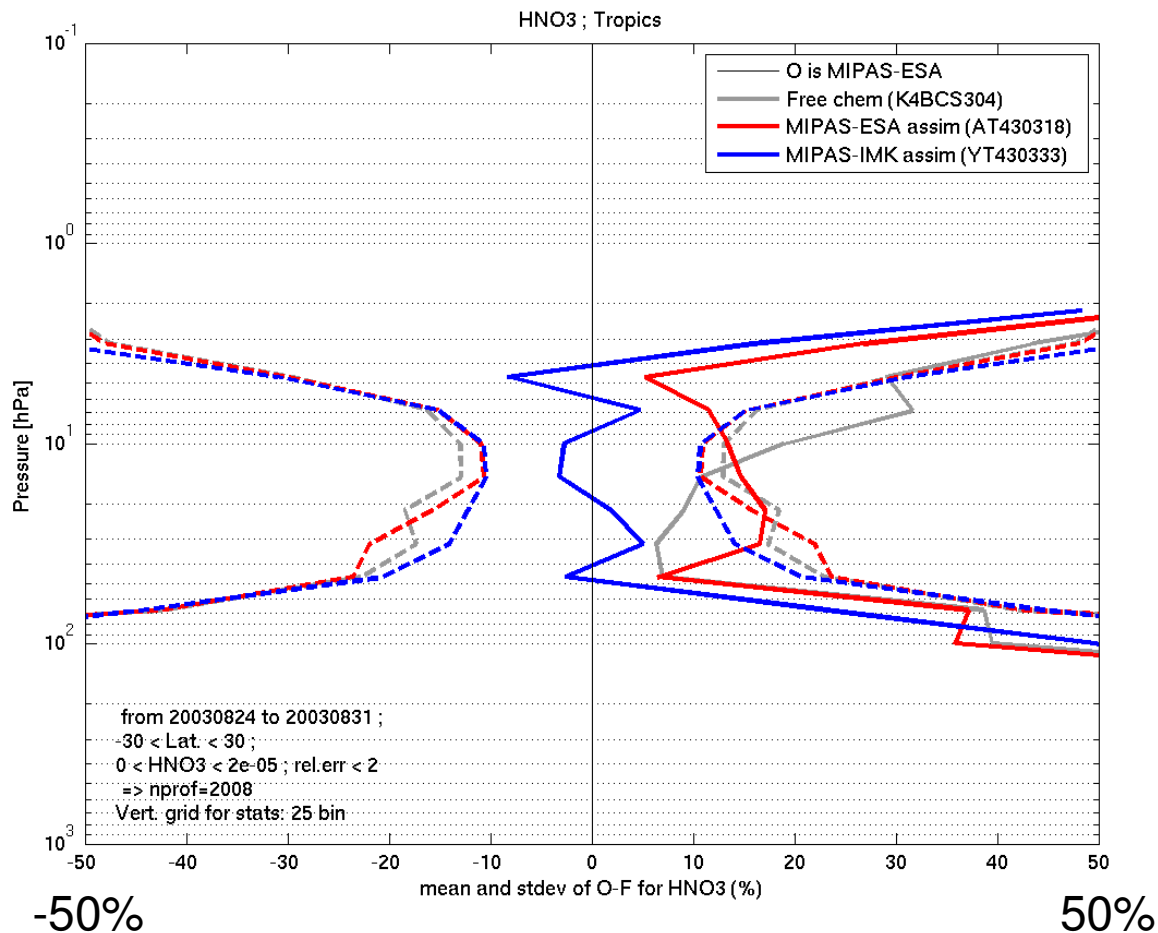
MIPAS-ESA vs MIPAS-IMK: NO₂ (South Pole)



NO₂ in polar vortex is most difficult : **model** has nothing to simulate NO_x production in MLT (aurorae etc) → simulated NO₂ much too small

- Assim still improves results a lot, but here **MIPAS-ESA** delivers better results overall than **MIPAS-IMK**

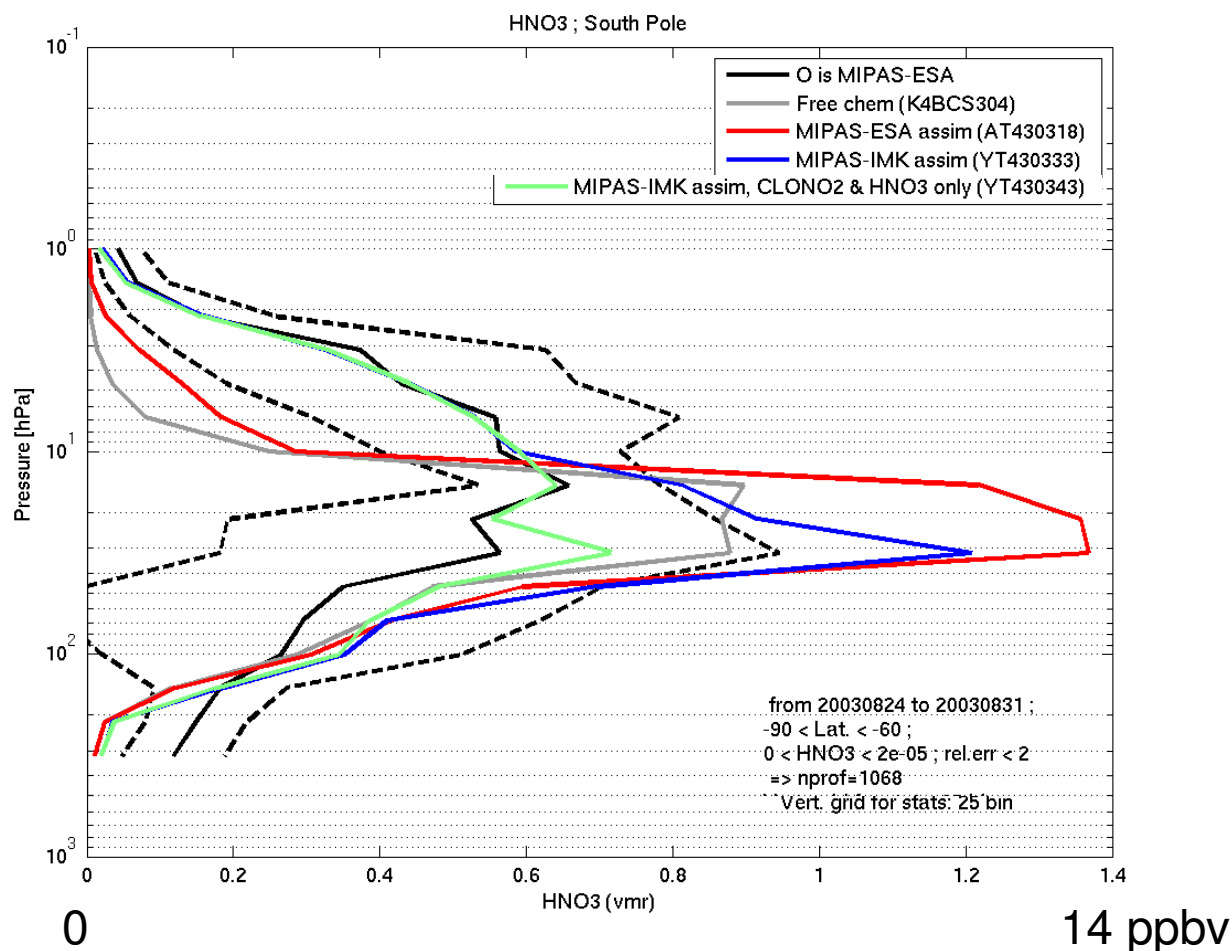
MIPAS-IMK: HNO₃ (tropics)



Tropical HNO₃ :
MIPAS-IMK assim
works much better
than **MIPAS-ESA**
assim (of O₃ and
NO₂ only; excluding
HNO₃).

Note: Comparison with
MIPAS-ESA obs

MIPAS-IMK: HNO₃ (South Pole)



MIPAS-IMK assim as compared to **MIPAS-ESA** assim (excluding HNO₃) and MPAS-ESA with no assim.

Still, MIPAS-IMK is very bad in lower strato. We know that NO₂ is a big problem at South Pole. We have **another MIPAS-IMK assimilation which did not use NO₂**

MIPAS-ESA vs MIPAS-IMK: conclusions

- For common assim. species, **MIPAS-IMK retrievals provide as good or better analyses than MIPAS-ESA retrievals.**
- Only exception is ***NO₂ in (Southern) Polar vortex***, where MIPAS-ESA assimilation worked a little better than MIPAS-IMK assimilation.
Both experiments correct most of the (very large) model underestimation.
- But in both experiments, this NO₂ correction has a very negative impact on HNO₃
- What about ClONO₂ ?

Assimilation of overhead column densities instead of volume mixing ratios: the case of ClONO_2

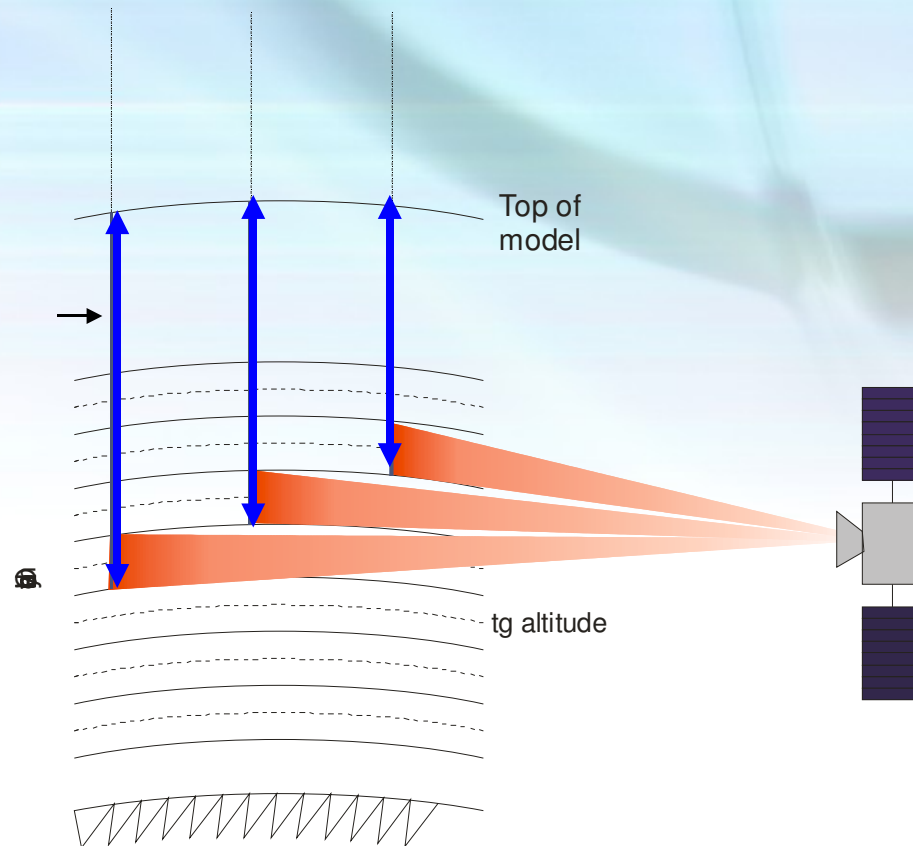
Conversion to overhead column densities

All results previously shown assim. the *vmr* closest to tg

altitude.
Alternative method:
convert MIPAS-IMK *vmr* to
overhead column densities
(*ocd*) at each tg altitude
and assim this.

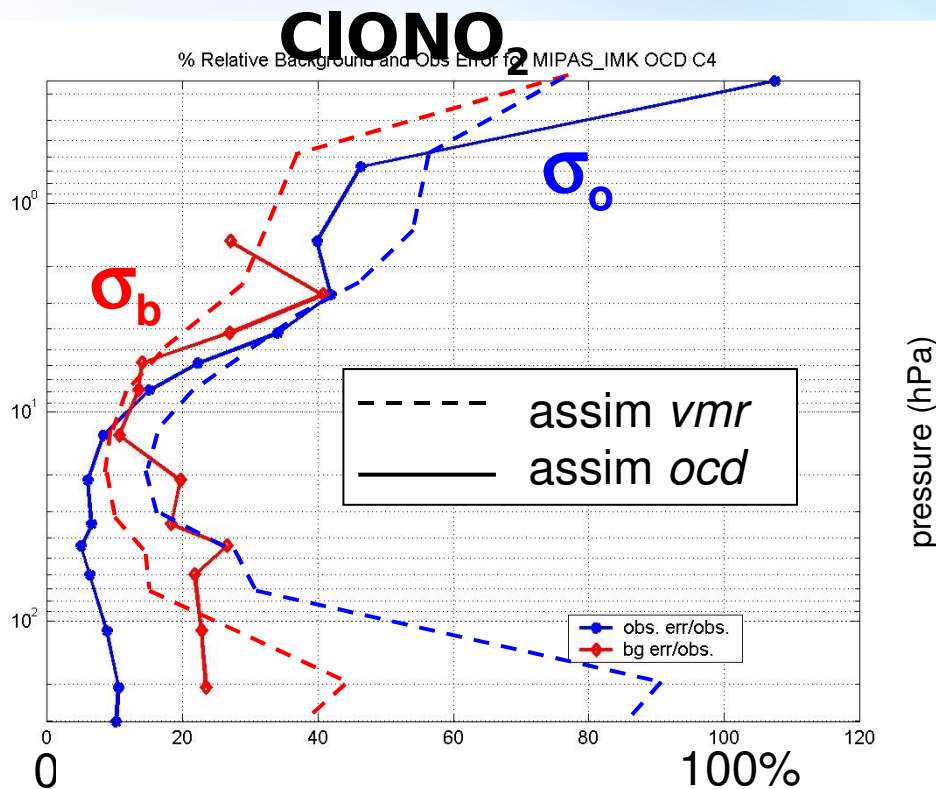
ocd errors should be less
correlated than the full-
resolution and reduced
resolution *vmr* profiles.
This should be more
consistent with the
measured integrals and
with a diagonal **R**.

However, broad weighting
functions are introduced
via change in **H** as
compared to the reduced
resolution *vmr*.



Estimation of σ_o^2 and σ_b^2 from 1st pass assim

Result: “relative error std. dev.” ($\sigma/|o|$ in %), fct of p but not fct of lat:



For lower-strato ClONO₂, the H-L estimation from 1st pass assim of *ocd* delivers much larger background error std. dev. and much smaller obs error std. dev. than from 1st pass assim of *vmr*.

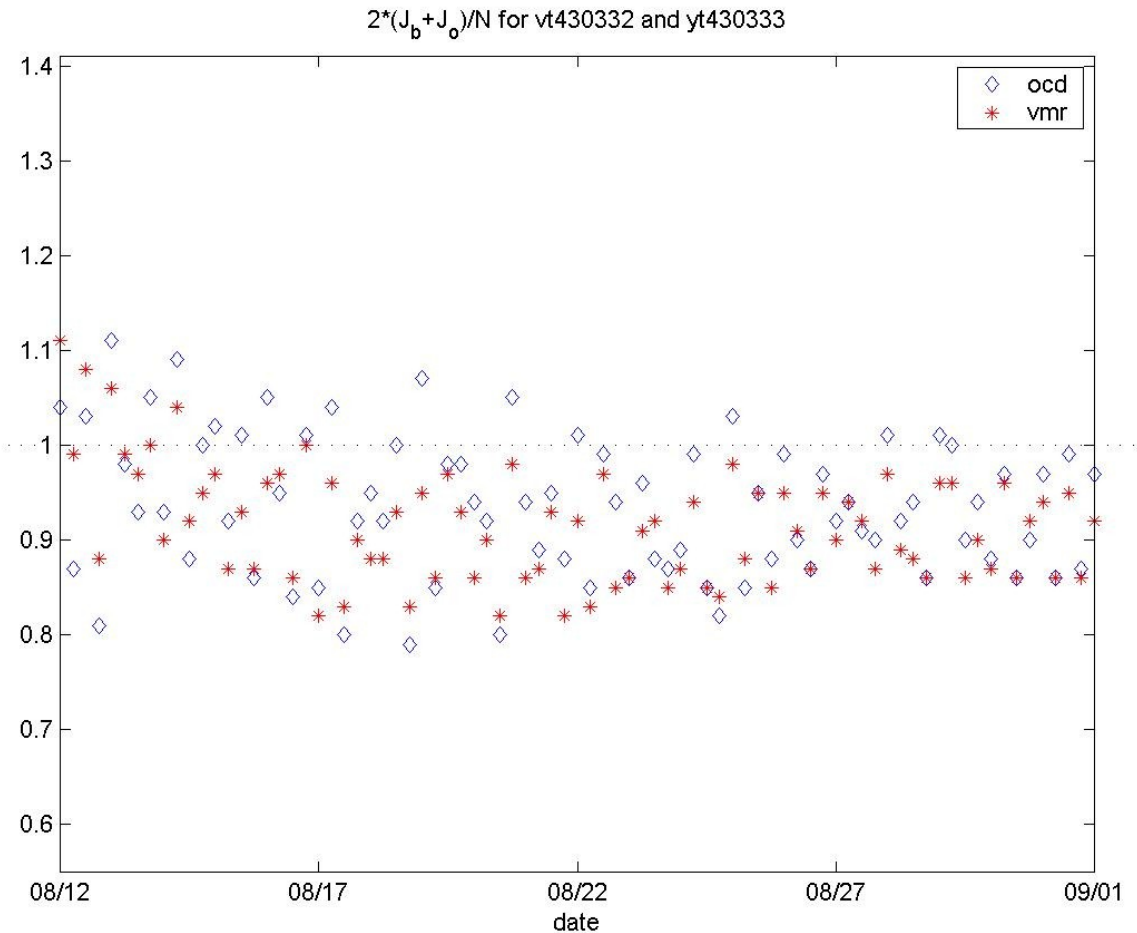
→ Smaller O-P relative random error std. dev. for vertical integrals/summations.

Note: For 1st pass of assimilation, assigned arbitrary relative error std. dev. of 10% for the *ocd*

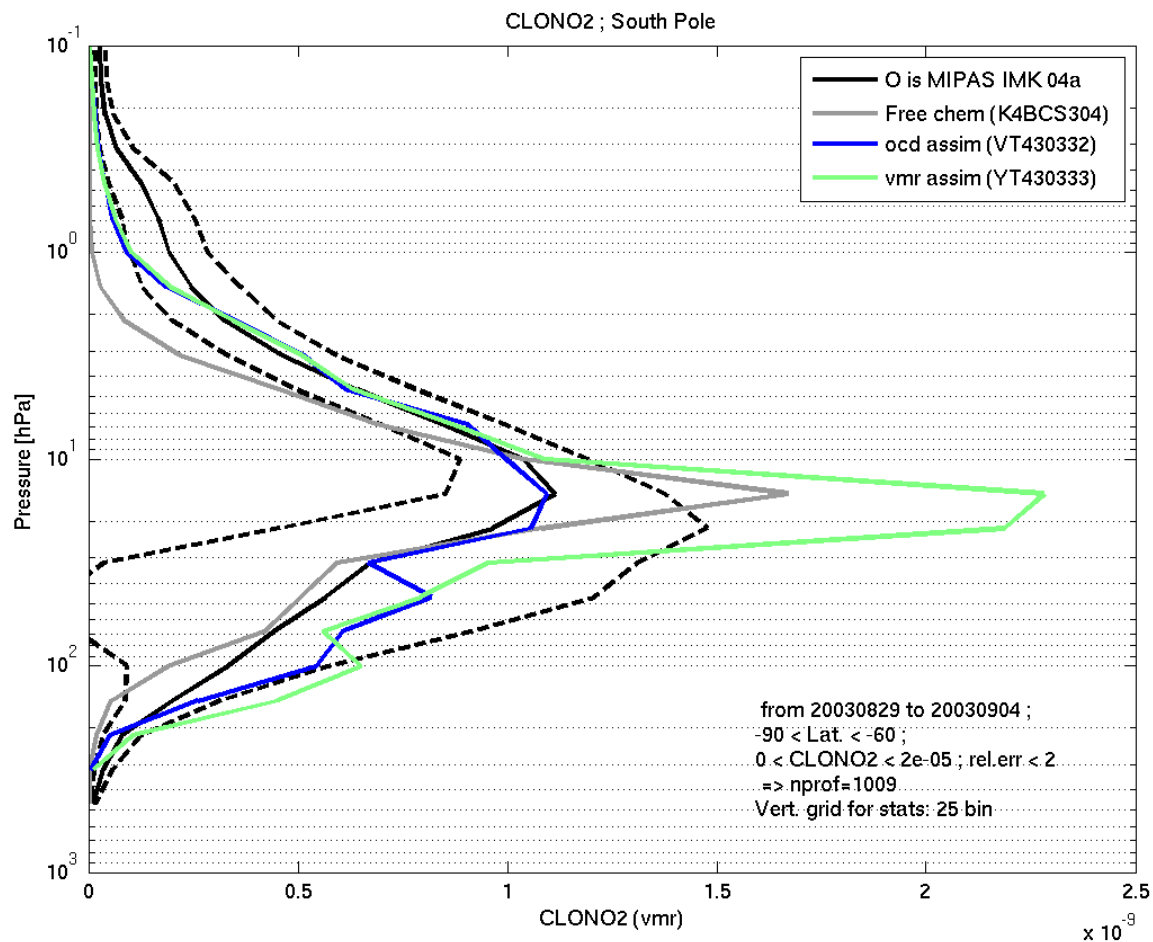
Normalized χ^2 diagnostic (2nd assim. pass

From assim. of the
4-species.

Values from the
1st pass were $> \sim 2$



Is it better to assimilate overhead columns ?



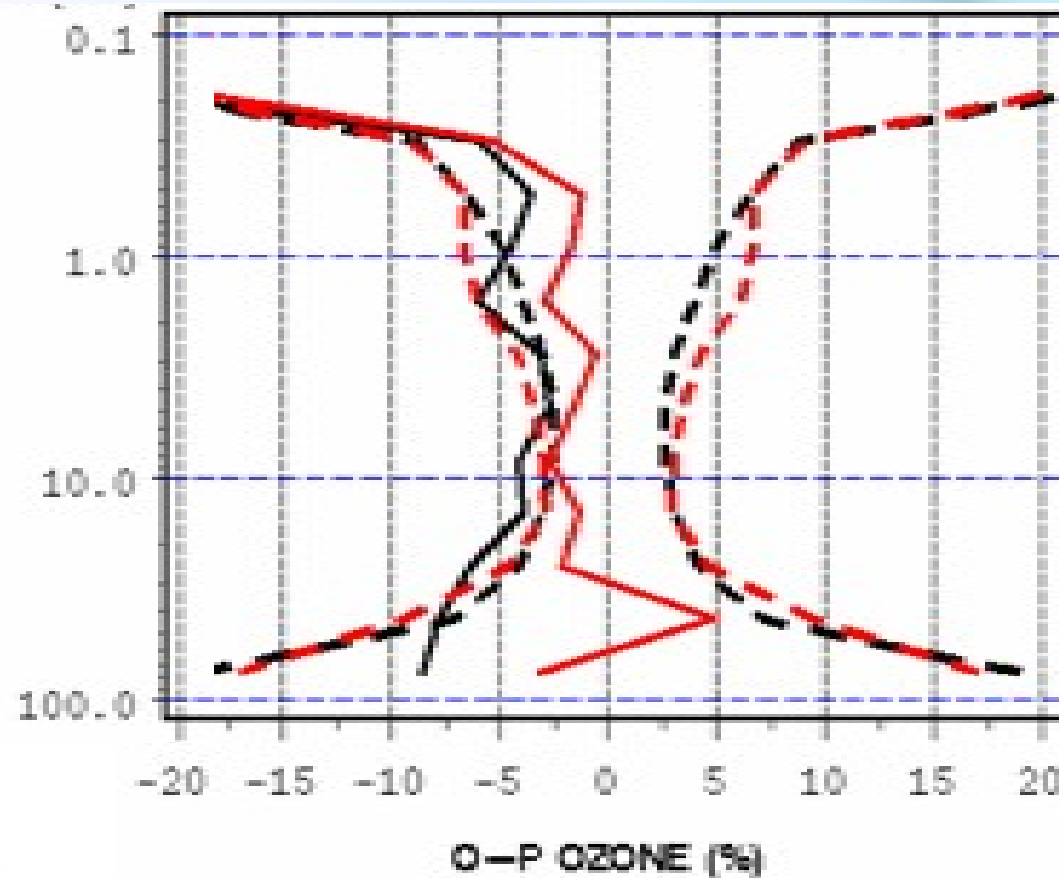
For CLONO₂ at South Pole, the answer is yes: **ocd assim** works better than **vmr assim**. But...

- Results partly due to interaction with NO₂: outcome not as clear when NO₂ is not assimilated
- For HNO₃ & NO₂ the answer is no (*vmr assim* works better than *ocd assim*)

One slide on the assimilation of GOMOS O₃ (using night-time obs from occultations of a subset of stars)

Impact of GOMOS assimilation: O₃

In the Tropics, using **HALOE** as reference:



assim MIPAS-ESA vmr
assim GOMOS vmr

→ Assim of GOMOS reduces bias more than assim of MIPAS-ESA (but std dev larger)

Conclusions

- Assimilation of MIPAS-IMK
 - Optimized error statistics using 1st pass assim and Hollingsworth-Lönnberg method: improves quality of short-term forecasts (especially ozone in polar vortex...)
 - MIPAS-IMK assim compares better with independent obs (GOMOS) than MIPAS-ESA assim, except for...
 - NO₂ in polar vortex, very difficult for model (MLT production) and for assimilation scheme (NO₂ too short-lived)
 - NO₂ assimilation corrects well NO₂ simulation, but has very negative impact on HNO₃ and (probably) ClONO₂
 - Tried assimilating overhead column densities (*ocd*) rather than *vmr* closest to tg altitudes. Had positive impact only for ClONO₂. Possible reason to be verified (impact from simultaneous NO₂ assim combined with applied obs error std dev?).
 - We must first improve our understanding of NO₂ assimilation and its interaction with other species
- Assimilation of GOMOS
 - Ozone analyses are less biased than MIPAS-ESA analyses but have less precision

Merci

Thank you

Grazie

Bedankt

Obrigado

Gracias

Toda

Shukran

Xiè Xiè

Arigato

Danke

Tack

Komapsumnida

Spasiba

Shukrya

Salamat

Dziekuje

Balica



Environnement
Canada

Environnement
Canada



.be

Canada